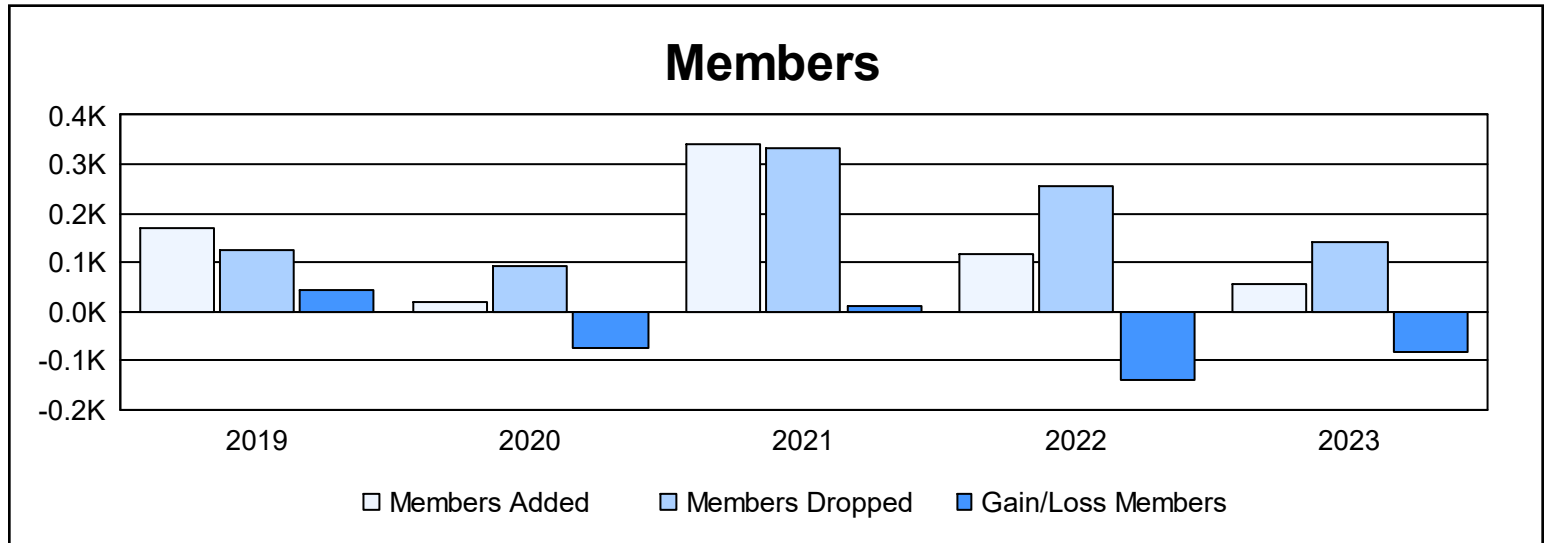
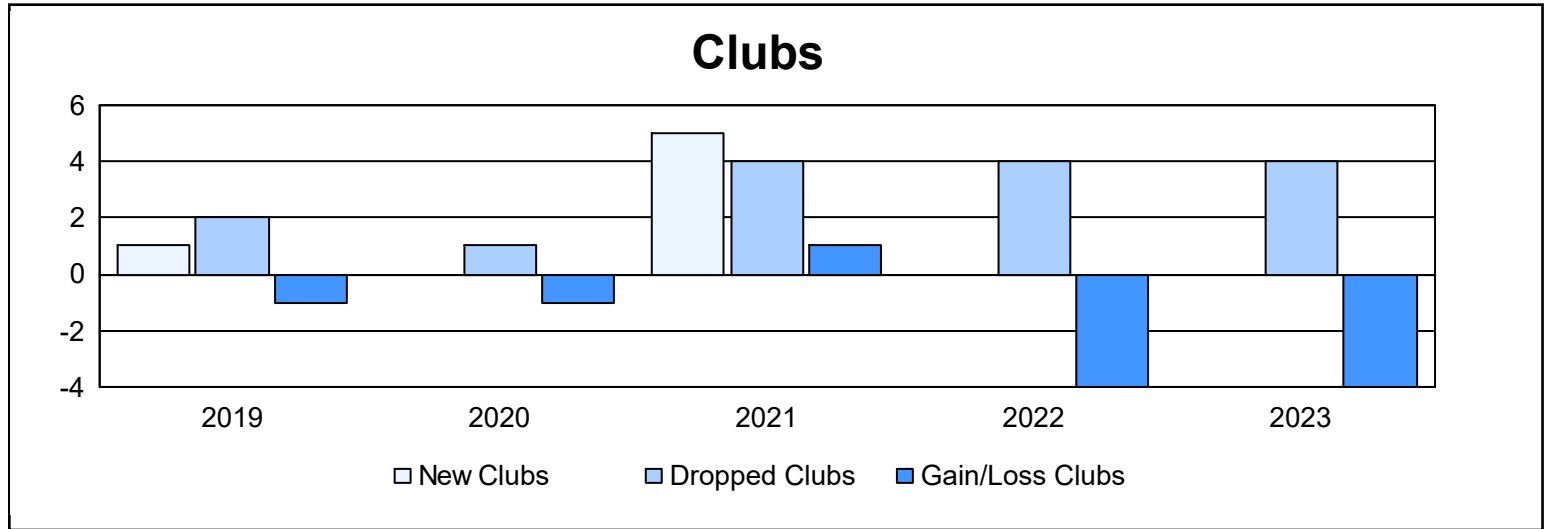
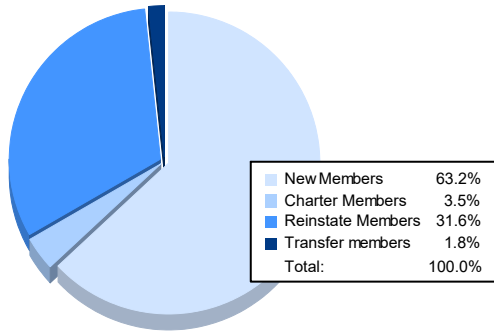


Year	New Clubs	Dropped Clubs	Gain/ Loss Clubs	New Members	Charter Members	Reinstate Members	Transfer Members	Total Member Added	Total Members Dropped	Gain/ Loss Members
2018-2019	1	2	-1	67	98	2	4	171	126	45
2019-2020	0	1	-1	9	0	4	5	18	92	-74
2020-2021	5	4	1	134	167	31	10	342	333	9
2021-2022	0	4	-4	53	23	37	4	117	257	-140
2022-2023	0	4	-4	36	2	18	1	57	140	-83
<b>Average</b>	<b>1</b>	<b>3</b>	<b>-2</b>	<b>60</b>	<b>58</b>	<b>18</b>	<b>5</b>	<b>141</b>	<b>190</b>	<b>-49</b>



### Membership Composition June 2023 Cumulative



### Gender Composition June 2023 Cumulative

